

Scaled data based on original data using
LM-79-08 Approved Method: Electrical and Photometric Measurements of Solid-
State Lighting Products

Test Report Prepared for
Cooper Lighting Solutions
(formerly Eaton)

Brand: McGRAW-EDISON

Report Number: P200292

Luminaire Tested: **GWC-AF-02-LED-E1-SL3-7050-600**

Issue Date: 3/3/2020

Test Information

Test Method: LM-79-08
Report Number: P200292
TEST IS SCALED FROM IESNA LM-79-08 TEST DATA (P24288)
Test Lab: INNOVATION CENTER P2
Issue Date: 3/3/2020
Manufacturer: COOPER LIGHTING SOLUTIONS (FORMERLY EATON)
Product Line: MCGRAW-EDISON
Catalog Number: GWC-AF-02-LED-E1-SL3-7050-600
Description: GALLEON WALL LUMINAIRE
(2) 70 CRI, 5000K, 615mA LIGHTSQUARES WITH 16 LEDS EACH AND TYPE III
SPILL LIGHT ELIMINATOR OPTICS
Light Source: -
Ballast/Driver: ELECTRONIC DRIVER

Summary

Lumens per Lamp: N/A
Luminaire Lumens: 8186 lumens
Efficiency: N/A
Efficacy: 124.0 lumens/watt
Luminous Opening: Rectangular (W 1' x L: 0.5' x H: 0')
IES Classification: Type III - Medium - Non-Cutoff
BUG Rating: B1 - U0 - G2

Input Watts (W): 66
Input Voltage (V): NR
Input Current (Ain): NR
Voltage Rise (V): NR
Power Factor: NR
Total Harmonic Distortion (THDi): NR
Frequency (hertz): 60
Stabilization Time: NR
Operation Time: NR
Ambient Temperature (°C): NR
Test Distance: 25 FT

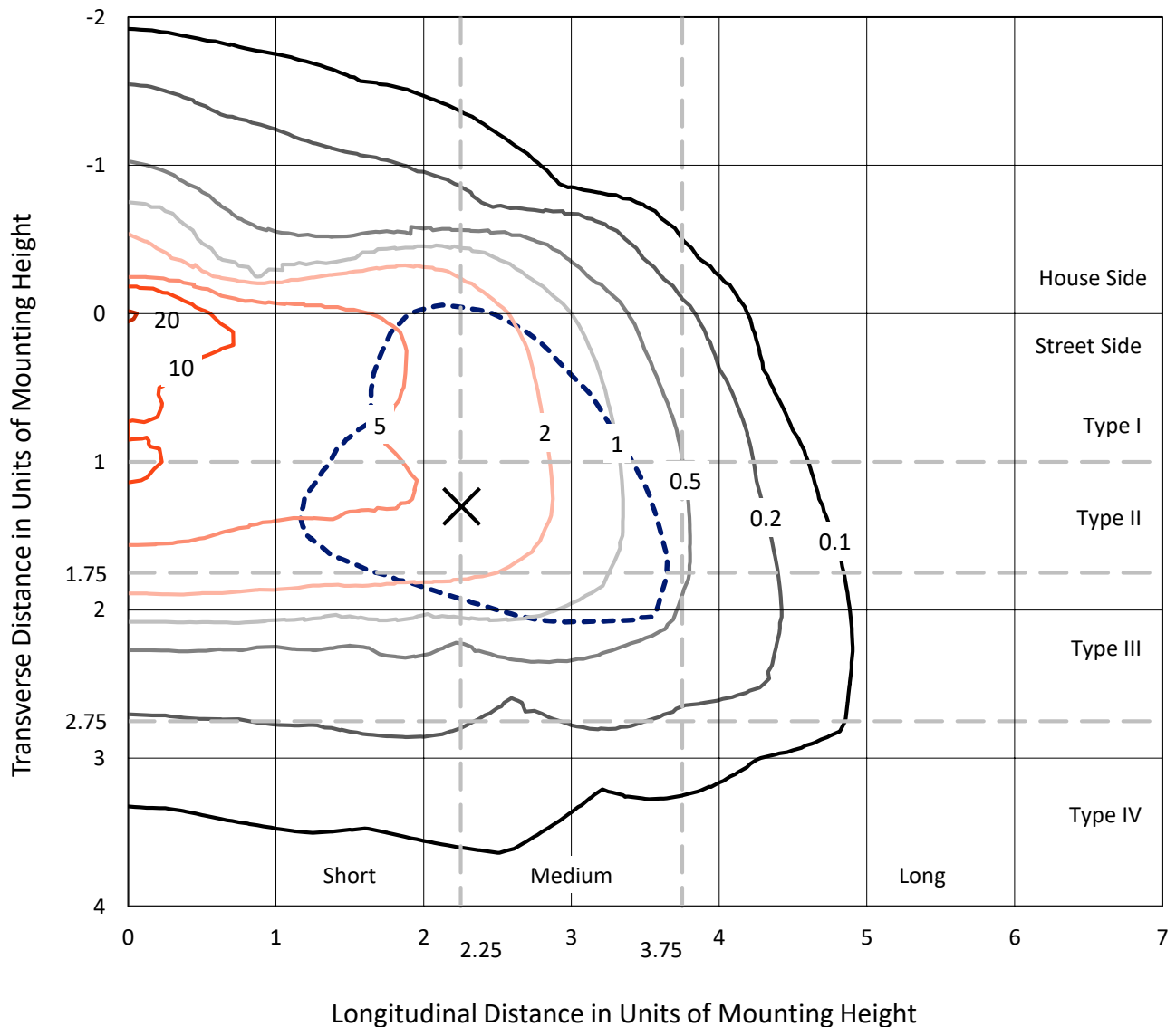


REPORT NUMBER: P200292

CATALOG NUMBER: GWC-AF-02-LED-E1-SL3-7050-600

Iso-Footcandle Lines of Horizontal Illumination

× Max cd
 - - - 1/2 Max cd

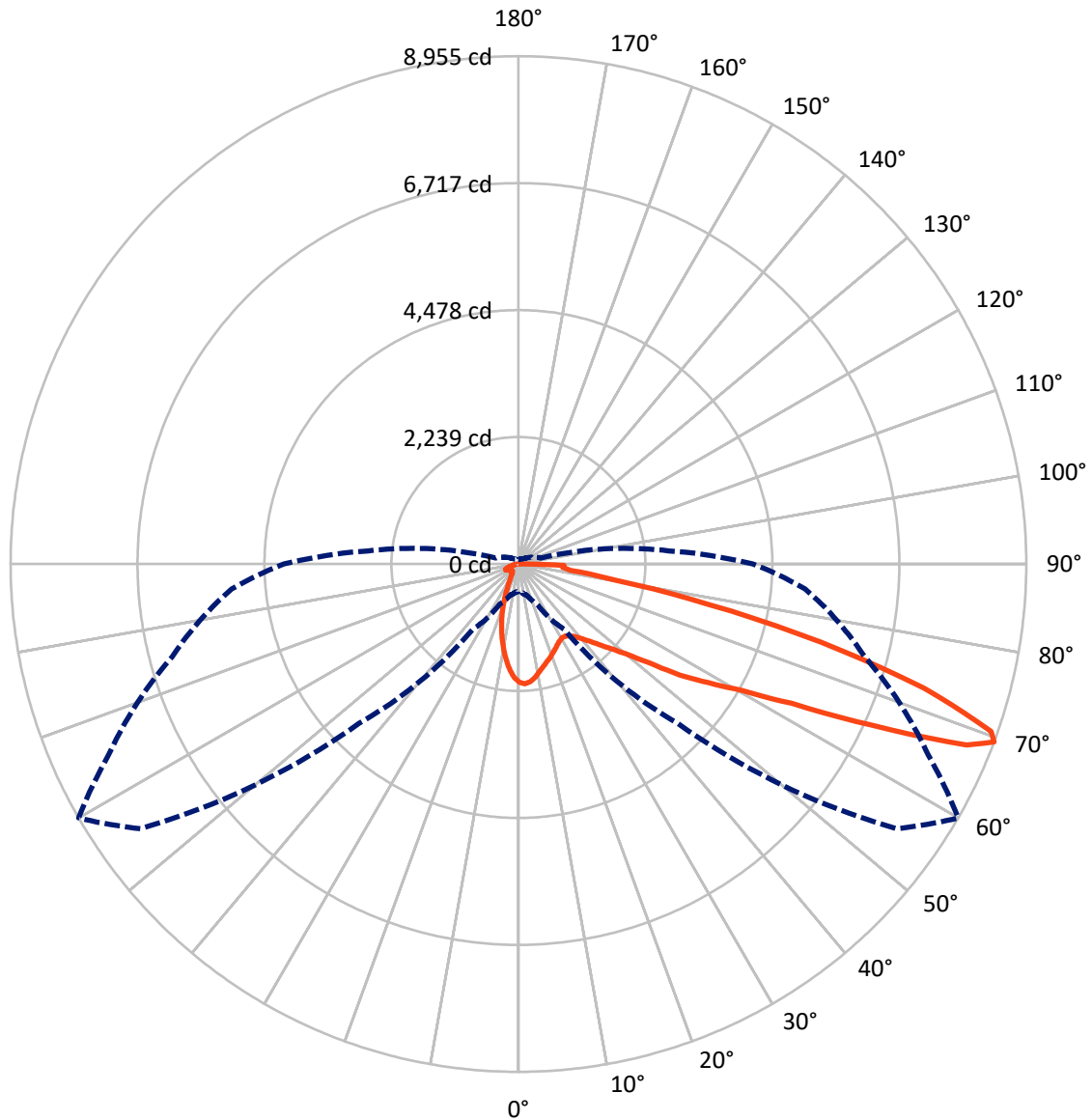


Based on 10 foot mounting height. Maximum calculated value = 20.9 fc
 Type III - Medium - Non-Cutoff

REPORT NUMBER: P200292

CATALOG NUMBER: GWC-AF-02-LED-E1-SL3-7050-600

Luminous Intensity Polar Plot



— Vertical Plane Through 60-Deg Lateral - - - Horizontal Cone Through 69-Deg Vertical

REPORT NUMBER: P200292

CATALOG NUMBER: GWC-AF-02-LED-E1-SL3-7050-600

FLUX DISTRIBUTION:

		Downward	Upward	Total
House Side	Lumens	1164.6	0.0	1164.6
	% Fixture	14.2	0.0	14.2
Street Side	Lumens	7021.4	0.0	7021.4
	% Fixture	85.8	0.0	85.8
Total	Lumens	8186.0	0.0	8186.0
	% Fixture	100.0	0.0	100.0

Coefficient of Utilization

ZONAL LUMENS:

Zone	Lumens	% Fixture
0°-10°	176.4	2.2
10°-20°	375.8	4.6
20°-30°	478.8	5.8
30°-40°	658.2	8.0
40°-50°	1068.0	13.0
50°-60°	1712.9	20.9
60°-70°	2279.7	27.8
70°-80°	1230.9	15.0
80°-90°	205.4	2.5
90°-100°	0.0	0.0
100°-110°	0.0	0.0
110°-120°	0.0	0.0
120°-130°	0.0	0.0
130°-140°	0.0	0.0
140°-150°	0.0	0.0
150°-160°	0.0	0.0
160°-170°	0.0	0.0
170°-180°	0.0	0.0
0°-90°	8186.0	100.0
0°-180°	8186.0	100.0



REPORT NUMBER: P200292

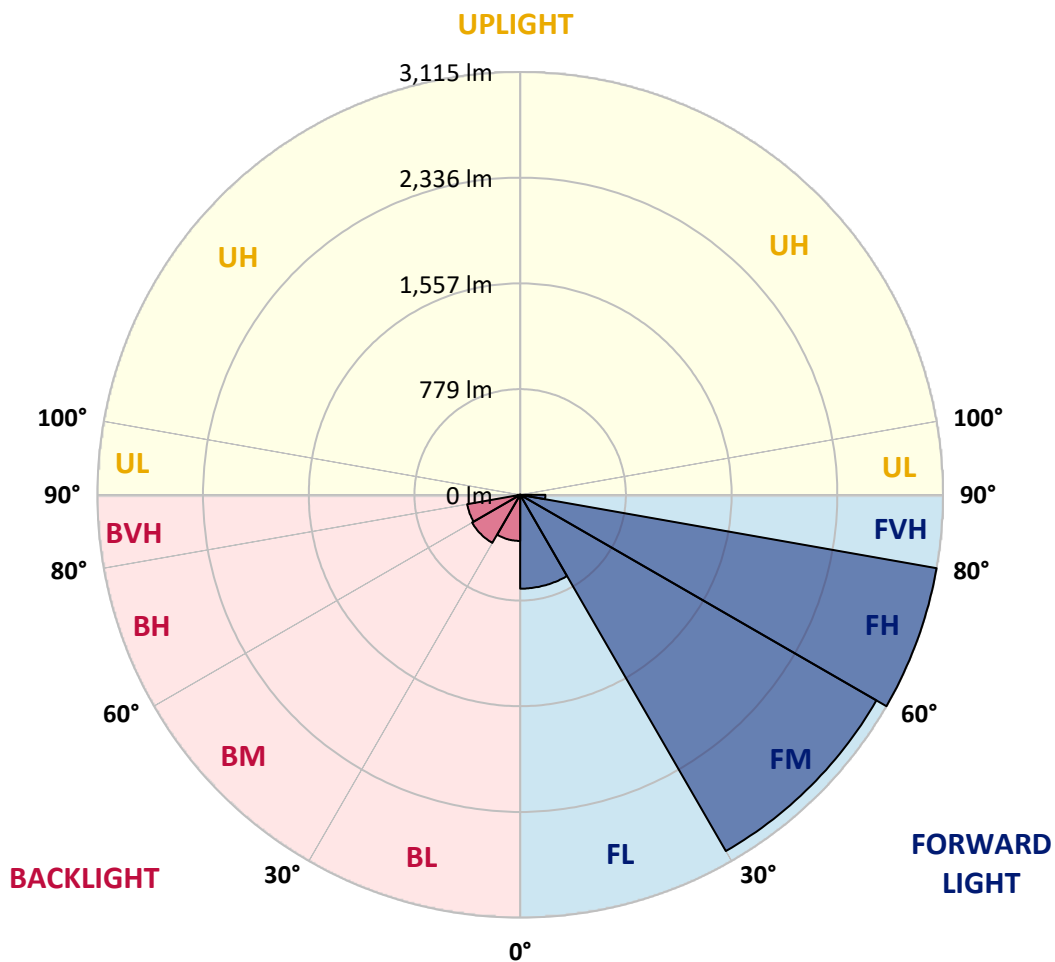
CATALOG NUMBER: GWC-AF-02-LED-E1-SL3-7050-600

LUMINAIRE CLASSIFICATION SYSTEM LUMEN TABLE AND BUG RATING:

Zone		Lumens	% Fixture	Zone Rating/Lumen Limit		
				B	U	G
FL	(0°-30°)	691.2	8.4			
FM	(30°-60°)	3030.0	37.0			
FH	(60°-80°)	3114.6	38.0			G2/5000
FVH	(80°-90°)	185.6	2.3			G2/225
BL	(0°-30°)	339.8	4.2	B1/500		
BM	(30°-60°)	409.1	5.0	B1/1000		
BH	(60°-80°)	395.9	4.8	B1/500		G1/500
BVH	(80°-90°)	19.8	0.2			G1/100
UL	(90°-100°)	0.0	0.0		U0/0	
UH	(100°-180°)	0.0	0.0		U0/0	

BUG Rating: B1-U0-G2

Type III Medium





REPORT NUMBER: P200292

CATALOG NUMBER: GWC-AF-02-LED-E1-SL3-7050-600

CANDELA DISTRIBUTION (FULL):

	0°	5°	15°	25°	35°	45°	55°	60°	65°	75°	85°
0°	2085.9	2085.9	2085.9	2085.9	2085.9	2085.9	2085.9	2085.9	2085.9	2085.9	2085.9
2.5°	2128.6	2133.4	2131.4	2130.2	2133.8	2128.2	2116.8	2113.2	2107.7	2094.6	2072.5
5°	2048.7	2063.0	2062.2	2072.9	2090.7	2095.4	2090.3	2091.1	2080.8	2064.6	2027.8
7.5°	1910.7	1916.7	1919.8	1943.2	1975.6	2001.7	2023.8	2031.0	2026.2	2012.4	1964.9
10°	1768.4	1773.1	1780.6	1807.9	1849.1	1885.0	1927.0	1951.1	1961.4	1959.0	1906.0
12.5°	1646.2	1650.9	1660.8	1691.7	1740.7	1785.0	1845.9	1875.9	1900.5	1915.1	1858.1
15°	1536.7	1546.9	1556.4	1592.0	1647.0	1705.1	1773.9	1811.9	1849.8	1882.7	1815.8
17.5°	1451.2	1461.5	1467.1	1499.5	1558.0	1629.2	1709.9	1754.5	1802.0	1855.8	1773.9
20°	1401.8	1406.6	1404.2	1422.4	1475.0	1550.5	1646.2	1698.0	1755.3	1830.5	1732.0
22.5°	1388.0	1388.4	1379.7	1377.7	1411.7	1475.4	1578.2	1641.1	1711.4	1813.9	1696.0
25°	1421.6	1420.4	1396.7	1377.3	1380.9	1418.0	1512.5	1585.7	1674.7	1810.3	1668.3
27.5°	1496.3	1499.9	1464.7	1428.3	1392.3	1391.1	1462.7	1539.8	1644.6	1826.5	1656.5
30°	1601.1	1607.0	1569.5	1523.2	1455.6	1399.8	1443.3	1512.5	1626.0	1860.1	1654.5
32.5°	1715.8	1722.1	1693.6	1645.0	1556.4	1453.6	1456.8	1514.9	1625.2	1907.2	1667.9
35°	1838.0	1845.1	1830.5	1789.3	1690.9	1552.9	1508.2	1553.3	1650.9	1979.1	1703.9
37.5°	1974.4	1985.5	1989.4	1950.3	1845.1	1683.8	1592.4	1626.0	1709.1	2079.2	1770.0
40°	2170.9	2186.4	2185.2	2129.0	2021.9	1860.5	1722.5	1731.2	1799.6	2212.9	1875.5
42.5°	2547.4	2550.6	2452.1	2329.9	2216.4	2046.4	1875.9	1868.8	1924.6	2382.1	2031.0
45°	3026.3	3013.2	2794.1	2558.1	2419.7	2259.9	2075.6	2040.8	2083.1	2588.5	2225.5
47.5°	3423.7	3393.6	3116.8	2791.0	2634.8	2492.0	2310.1	2249.2	2272.6	2822.6	2477.0
50°	3561.7	3539.1	3309.8	2984.7	2838.4	2775.2	2598.8	2512.6	2518.9	3101.8	2771.6
52.5°	3532.0	3528.9	3375.8	3112.5	3029.0	3072.5	3007.7	2891.0	2829.3	3411.8	3089.5
55°	3462.0	3468.8	3413.4	3261.1	3246.9	3359.6	3541.9	3455.7	3263.9	3724.6	3418.1
57.5°	3218.8	3236.2	3358.0	3448.2	3597.7	3765.3	3972.1	3947.6	3731.7	4062.7	3808.8
60°	2593.3	2633.6	2960.2	3411.8	3958.7	4483.0	4575.6	4518.6	4214.1	4482.3	4324.9
62.5°	1817.0	1858.9	2247.3	2953.9	3899.4	5293.7	5654.3	5408.8	4906.9	5100.3	4992.8
65°	972.8	992.9	1289.5	2049.5	3292.0	5461.0	7230.9	6857.2	6003.9	5862.3	5564.2
67.5°	536.6	547.7	661.2	1034.9	2108.5	4808.9	8235.3	8517.7	7374.9	6369.7	5460.2
69°	485.2	495.5	569.8	783.8	1410.9	3976.1	8137.3	8955.4	7975.9	6319.4	5075.8
70°	474.5	484.0	550.8	722.5	1142.0	3277.4	7808.6	8843.5	8119.1	6139.5	4740.5
72.5°	427.1	437.4	502.2	648.9	975.9	1633.9	6185.4	7477.3	7371.3	5323.3	3595.7
75°	398.2	407.7	517.6	635.5	934.4	1034.1	4077.7	5510.8	5418.6	3723.8	1938.8
77.5°	170.4	169.6	240.0	537.8	948.3	1001.2	2191.1	3442.7	3140.9	1591.6	556.8
80°	113.9	111.9	113.9	158.2	869.6	1006.8	1147.9	1747.4	1320.0	405.7	274.4
82.5°	98.1	96.5	100.0	96.5	305.7	1149.1	975.9	929.3	627.6	230.5	136.0
85°	66.0	63.3	86.2	86.6	144.3	1021.0	1099.3	784.9	507.7	136.8	67.2
87.5°	31.6	30.8	50.2	61.3	84.6	414.8	1233.4	804.3	512.1	70.0	32.0
90°	0.0	0.0	0.0	0.0	0.0	0.0	0.0	0.0	0.0	0.0	0.0



REPORT NUMBER: P200292

CATALOG NUMBER: GWC-AF-02-LED-E1-SL3-7050-600

CANDELA DISTRIBUTION (continued):

	90°	95°	105°	115°	125°	135°	145°	155°	165°	175°	180°
0°	2085.9	2085.9	2085.9	2085.9	2085.9	2085.9	2085.9	2085.9	2085.9	2085.9	2085.9
2.5°	2065.7	2049.5	2033.7	2014.7	1995.0	1972.8	1961.8	1950.7	1947.9	1944.7	1933.7
5°	2008.8	1985.9	1946.3	1902.8	1857.0	1812.3	1778.3	1756.9	1740.7	1732.4	1717.8
7.5°	1935.3	1901.6	1832.4	1757.3	1680.2	1609.8	1548.9	1510.6	1474.2	1457.2	1437.8
10°	1865.3	1815.0	1707.5	1596.8	1486.0	1379.7	1279.6	1208.8	1146.0	1110.8	1085.9
12.5°	1805.2	1736.4	1587.3	1437.4	1285.6	1134.1	984.2	866.4	767.9	716.1	689.6
15°	1746.6	1663.6	1473.0	1282.8	1087.8	881.8	684.9	551.2	469.8	437.4	426.3
17.5°	1693.6	1587.3	1358.3	1127.0	883.8	634.7	460.3	386.7	355.5	344.8	341.3
20°	1636.3	1510.2	1239.3	964.1	671.1	443.7	359.4	327.0	314.4	311.2	309.6
22.5°	1580.9	1434.2	1125.4	789.7	482.0	342.4	308.8	295.4	293.4	296.2	296.2
25°	1533.9	1366.2	1002.4	607.4	353.9	288.3	276.4	273.2	280.8	291.0	293.0
27.5°	1498.7	1310.5	871.5	448.4	281.9	250.7	250.3	255.5	274.0	293.8	297.8
30°	1474.6	1257.5	731.6	323.5	236.5	220.7	227.0	238.1	265.3	293.4	300.9
32.5°	1462.3	1218.3	585.6	250.3	202.5	193.8	204.4	217.9	244.8	270.9	280.8
35°	1471.8	1189.5	448.0	208.8	178.7	172.0	183.1	196.1	212.0	223.0	230.5
37.5°	1507.4	1178.0	338.1	187.0	162.5	156.2	164.9	172.4	178.7	181.9	185.5
40°	1584.1	1190.3	270.9	176.0	153.4	145.5	149.1	151.8	155.8	159.0	160.5
42.5°	1697.2	1227.0	242.8	171.6	148.7	137.2	136.4	137.6	142.8	148.7	149.9
45°	1855.4	1291.9	240.8	174.4	146.3	130.5	126.9	128.5	136.4	145.5	147.1
47.5°	2057.4	1390.7	256.6	182.7	148.3	126.9	121.0	123.0	132.9	145.1	147.1
50°	2302.2	1528.7	283.1	194.9	157.0	127.7	119.0	120.2	130.5	143.9	145.9
52.5°	2591.3	1724.5	312.0	206.8	166.1	132.9	120.6	117.8	127.3	139.2	141.6
55°	2912.8	1975.6	341.7	217.5	170.8	139.2	123.8	114.7	121.4	131.3	133.3
57.5°	3307.4	2326.7	393.1	227.8	174.0	143.5	126.9	111.5	113.9	121.0	122.6
60°	3841.6	2823.4	483.6	244.8	181.1	145.1	126.5	108.7	106.4	110.3	111.1
62.5°	4481.9	3362.8	559.1	266.1	193.0	146.3	124.2	106.8	100.0	100.0	100.8
65°	4861.9	3507.1	517.2	283.9	202.9	145.1	121.4	104.8	95.3	90.9	91.3
67.5°	4539.6	3084.4	443.3	287.5	202.5	139.6	117.0	101.2	90.6	83.8	83.4
69°	4135.8	2661.3	410.1	278.0	193.0	132.5	111.5	97.3	87.0	79.9	79.5
70°	3810.4	2403.1	388.3	267.7	182.7	127.3	107.2	93.7	84.2	77.5	76.7
72.5°	2770.4	1574.6	331.8	230.1	150.7	106.8	92.5	82.3	75.1	71.2	70.4
75°	1384.4	750.9	269.3	186.6	115.5	85.4	75.9	68.8	65.2	64.5	64.1
77.5°	454.7	344.0	192.6	139.2	85.8	66.8	61.3	56.2	55.4	57.7	56.9
80°	249.9	200.1	122.2	92.1	58.5	49.0	48.2	45.5	46.7	50.6	49.8
82.5°	127.3	104.0	75.5	55.4	39.5	35.2	38.4	36.8	38.4	41.9	41.5
85°	62.9	56.9	47.8	33.6	26.1	22.5	27.3	28.5	29.3	32.0	32.0
87.5°	36.4	33.6	25.3	15.8	13.0	11.9	15.8	15.4	18.2	19.8	19.4
90°	0.0	0.0	0.0	0.0	0.0	0.0	0.0	0.0	0.0	0.0	0.0

(END OF REPORT)